



SODIS

CHEAP. SIMPLE. SAFE.



Ministry of Health & Medical Services

Step 1

3/4 Full

PET

Step 2

Shake

Step 3

Fill-up

If

ONE DAY

If

ONE DAY

If

TWO DAYS



CHEAP. SIMPLE. SAFE.



SPC Secretariat of the Pacific Community



Deutsche Gesellschaft für Internationale Zusammenarbeit (GIZ) GmbH

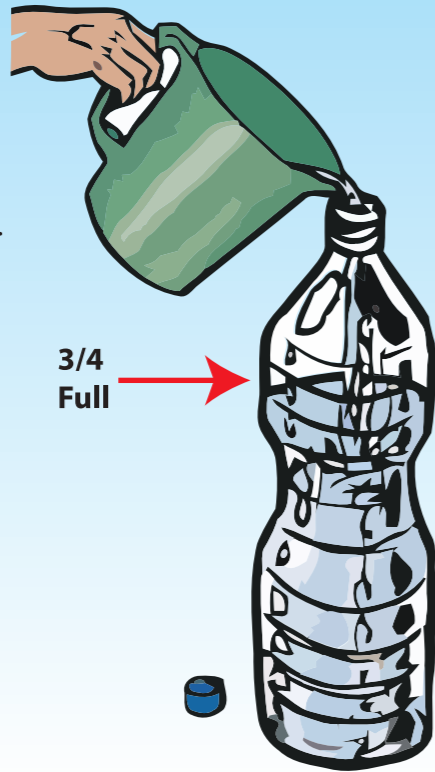


Step 1: FILL UP THE BOTTLE TO THREE QUARTER FULL

Fill the bottle 3/4 full with water from your drinking water source.

Your drinking source can be stored water, PUB water or rainwater.

Do not fill the bottle all the way to the top.



Step 2: SHAKE THE BOTTLES

Shake every bottle for about 10 seconds.

Shaking the bottle gets air and bubbles into the water.

Bubbles inside the water help the sun to kill the germs in the water.



Step 3 FILL THE BOTTLE ALL THE WAY TO THE TOP AND CLOSE THE LID

After shaking every bottle, fill the bottles all the way to the top.


Close the lid of the bottle so no water leaks out.



Step 4: PUT THE BOTTLES IN DIRECT SUNLIGHT

Put your SODIS bottles on a piece of corrugated iron on the top of the roof of your house.

Roof tops are the BEST place to get direct sunlight.



Step 5: LET THE SUN BOIL THE WATER & KILL THE GERMS


If it is a sunny day, leave your bottles in the sun for ONE DAY.

Put the bottles out in the morning, and take them inside to drink in the early evening.

If it is sunny with a few clouds, make sure your bottles get 6 full hours of sunshine.

If it is very cloudy, leave your bottles in the sun for two full days.

If it is raining, you cannot do SODIS. You must boil water for drinking the old way – on the fire or on the stove.



Step 6: YOUR SODIS WATER IS READY TO DRINK

Was it sunny with only a few clouds all day? If yes, take your SODIS bottles inside.

Drink SODIS water from the bottle or from a clean cup.

Store water in the SODIS bottles. Do not pour the SODIS water into another water container.

Collect and store your PUB or rain water at the available times, and then use SODIs to make your stored water safe to drink.

TIP: It is a good idea to make one or two SODIS bottles for each member of your family.

